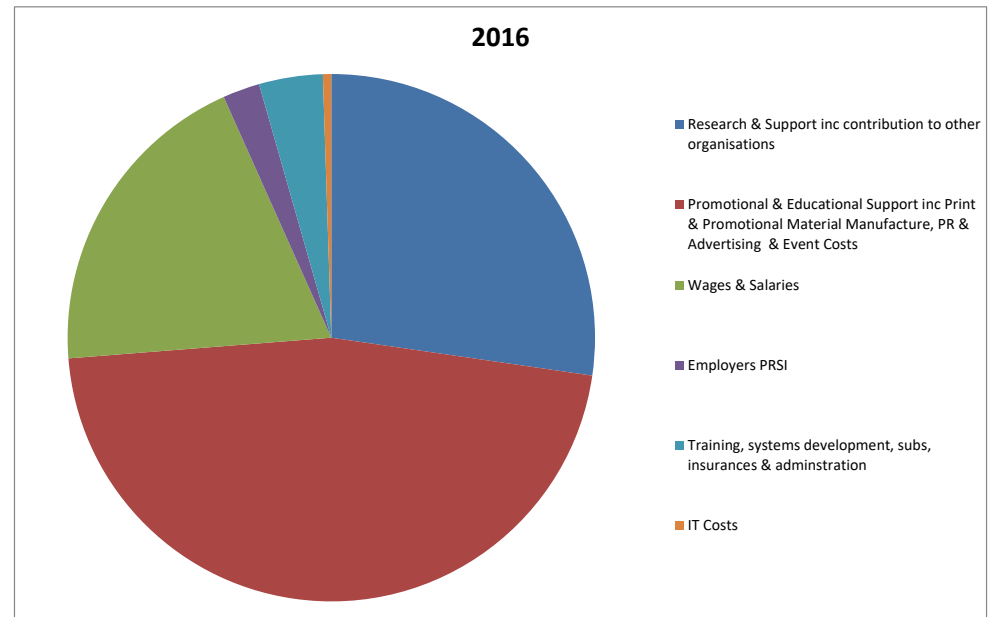
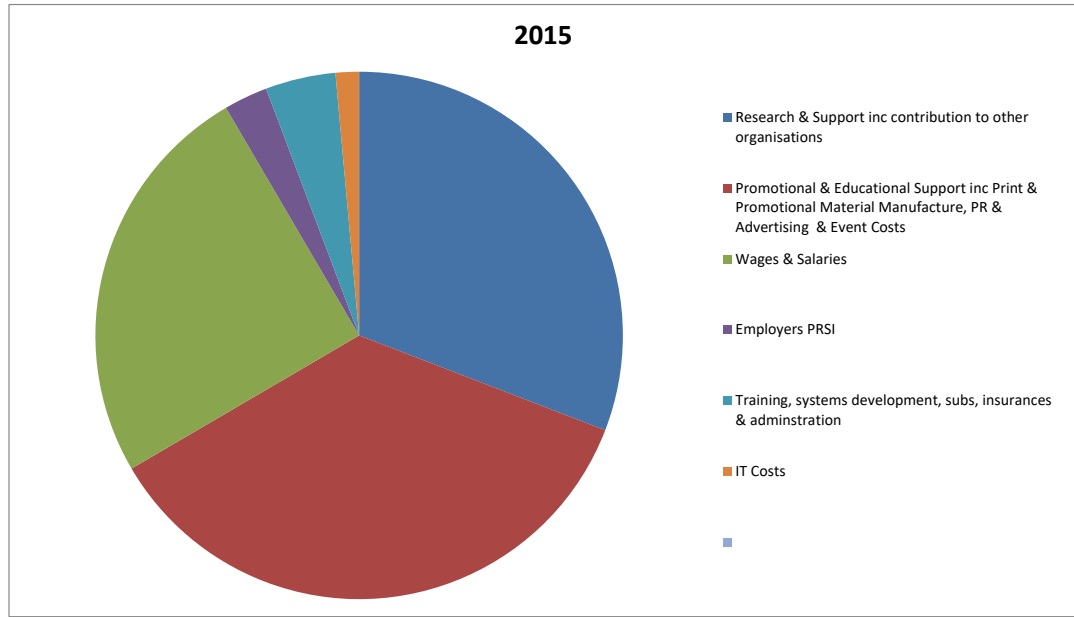


## The 3T's Ltd Expenditure

	Year ended 30 June 2015	Year ended 30 June 2016
Research & Support inc contribution to other organisations	72,231	73,642
Promotional & Educational Support inc Print & Promotional Material Manufacture, PR & Advertising & Event Cos	83,611	125,310
Wages & Salaries	58,521	52,769
Employers PRSI	6,291	6,117
Training, systems development, subs, insurances & administration	10,078	10,550
IT Costs	3,361	1,376
	234,094	269,764



## The 3T's Ltd Income

3rd party events  
 Charity partnerships  
 Sponsored activities & private donations  
 3Ts Organised Events

Year ended 30  
 June 2015

37,425  
 30,385  
 35,266  
 39,612

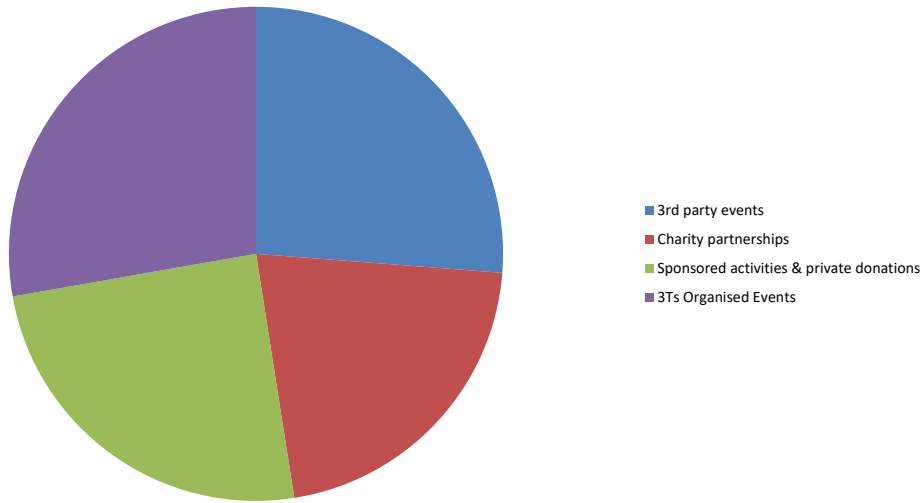
142,687

Year ended 30  
 June 2016

27,975  
 3,935  
 53,341  
 98,569

183,820

2015



2016

